



Users  
**1,349**

⬆️ 267.6%

\* Percentages refer to YOY i.e. year over year comparison

Sessions  
**2,241**

⬆️ 364.0%

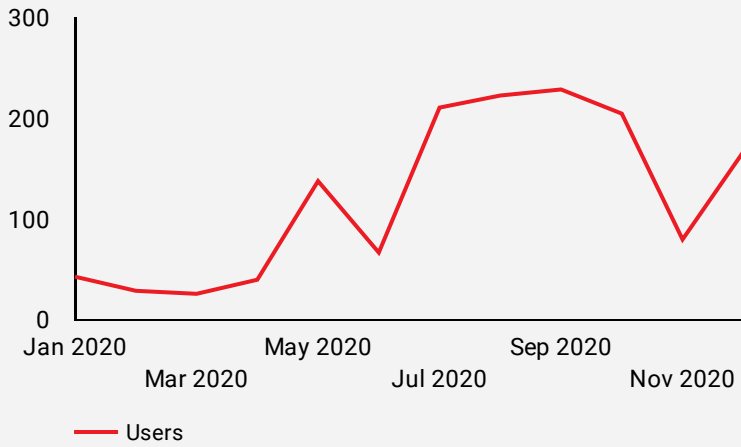
Pageviews  
**13,715**

⬆️ 576.9%

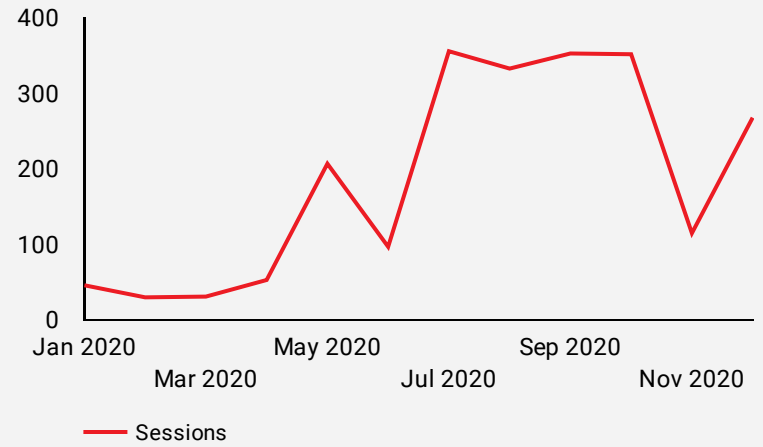
Bounce Rate  
**36.0%**

⬇️ -37.7%

### How are users trending?

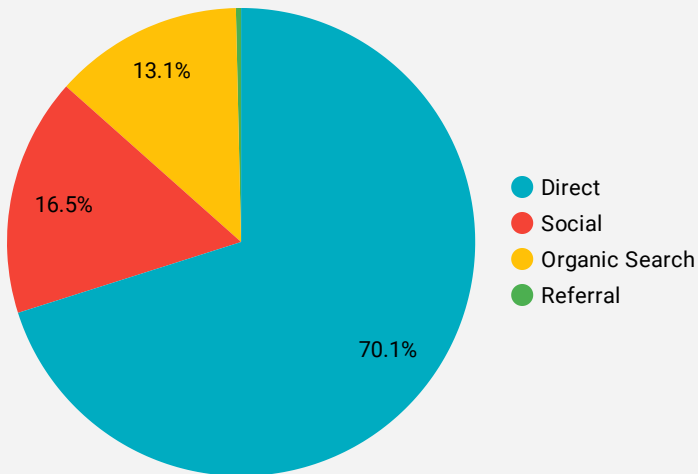


### How are site sessions trending?

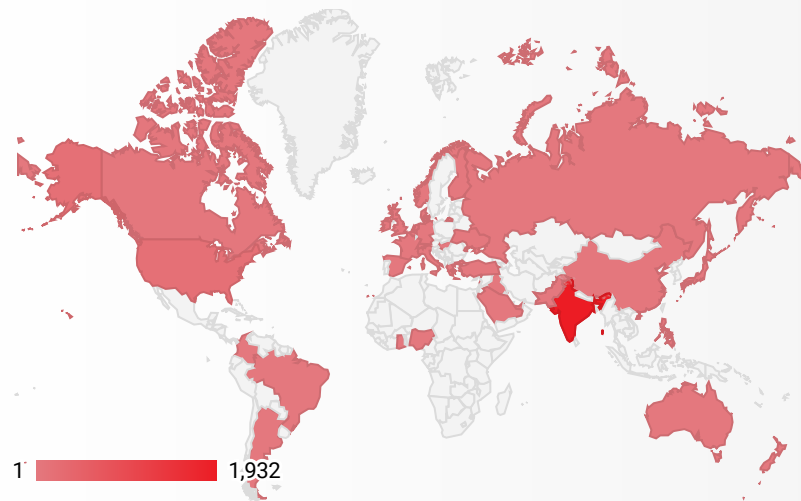


### Which channels are driving engagement?

Goal: Engaged Users



### What are the top countries by sessions?



Country	Sessions	Pageviews
1. India	1,932	
2. United States	173	
3. Canada	17	
4. China	12	
5. United Kingdom	10	
6. (not set)	10	
7. Italy	6	
8. Turkey	6	
9. Ireland	6	
10. Netherlands	6	