



Marketing Website Summary Data From Google Analytics

Users
3,635
↑ 169.9%

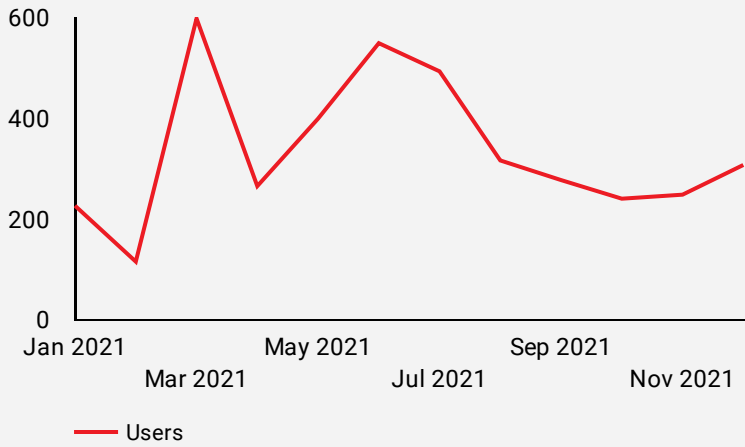
Sessions
7,212
↑ 222.3%

Pageviews
25,441
↑ 85.9%

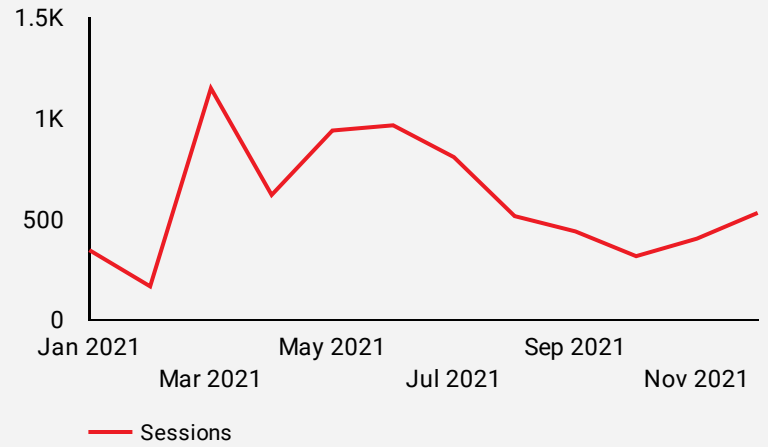
Bounce Rate
53.2%
↑ 47.6%

* Percentages refer to YOY i.e. year over year comparison

How are users trending?

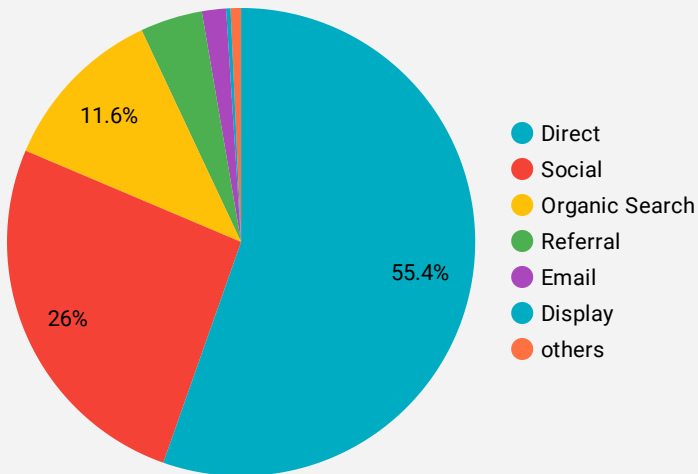


How are site sessions trending?

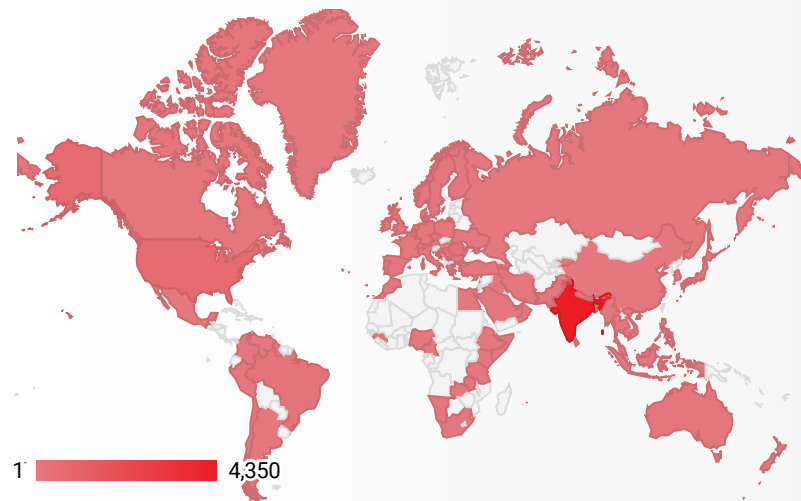


Which channels are driving engagement?

Goal: Engaged Users



What are the top countries by sessions?



Country	Sessions	Pageviews
1. India	4,350	
2. United States	633	
3. Romania	257	
4. (not set)	211	
5. Croatia	204	
6. Brazil	203	
7. Germany	104	
8. Canada	83	
9. Sri Lanka	81	
10. Pakistan	77	